

Pupil Voice Research 2024

Gender

The 2024 Pupil Voice research gathered the views of S4-S6 pupils (aged 16+) on the careers information, advice and guidance (CIAG) services they received. The research also gathered data on key influencers on career plans and aspirations. Males were slightly more positive than females about the careers services they received. Although key influences on career plans are similar for both males and females, females are slightly more likely to be influenced by the qualifications they achieved at school.

Responses received

Female	5994
Male	4478

Views on one-to-one support. My Careers Adviser... (average agreement score out of 10)

Icon	Female	Male
	7.7	8.0
	8.1	8.4
	8.1	8.3
	7.9	8.2

...understood me and the support I needed

...listened to me and valued my ideas

...supported me to make my own decisions and take control of my career path

...encouraged me to aim high for my future career

Support received from SDS has helped you to... (% agree / strongly agree)

Icon	Female	Male
	76%	79%
	79%	82%
	74%	78%
	73%	79%

...understand and build on your skills, strengths, and achievements

...to find and use career information easily

...consider new things you may not have thought of when it comes to your career journey

...to make better informed career decisions

Satisfaction with SDS career services (average satisfaction score out of ten)

Icon	Female	Male
	6.9	7.4
	6.9	7.3
	6.9	7.1
	6.5	6.7

The ability to access support when needed

The amount of support available

The range of SDS careers services available

Overall satisfaction with the careers services you received from SDS

Key Influences on career plans / aspirations (% a fair amount / a great deal)

Top 2 people influencers

Female	Parent(s) / carer(s)	79%
	Teacher(s)	64%

Male	Parent(s) / carer(s)	80%
	Teacher(s)	63%

Top 2 influencing factors

Female	Interests / hobbies	86%
	Qualifications I achieved in school	82%

Male	Interests / hobbies	86%
	The need to earn money	81%

Pupil Voice Research 2024

Care Experienced (CE)

The 2024 Pupil Voice research gathered the views of S4-S6 pupils (aged 16+) on the careers information, advice and guidance (CIAG) services they received. The research also gathered data on key influencers on career plans and aspirations. CE young people were more likely to be satisfied with the careers services they received than those who are not CE. Careers advisers and the need to earn money are more influential on CE young people's plans than young people who are not CE.

Responses received

CE	597
Not CE	10002

Views on one-to-one support. My Careers Adviser... (average agreement score out of 10)

	CE	Not CE		CE	Not CE		CE	Not CE
	8.2	7.8		8.5	8.2		8.5	8.1

...understood me and the support I needed

...listened to me and valued my ideas

...supported me to make my own decisions and take control of my career path

...encouraged me to aim high for my future career

Key Influences on career plans / aspirations (% a fair amount / a great deal)

Top 2 people influencers

CE	Careers Adviser	76%
	Parent(s) / carer(s)	75%

Not CE	Parent(s) / carer(s)	79%
	Teacher(s)	63%

Support received from SDS has helped you to... (% agree / strongly agree)

	CE	Not CE		CE	Not CE		CE	Not CE
	84%	77%		83%	80%		84%	75%

...understand and build on your skills, strengths, and achievements

...to find and use career information easily

...consider new things you may not have thought of when it comes to your career journey

...to make better informed career decisions

Top 2 influencing factors

CE	The need to earn money	84%
	Interests / hobbies	82%

Not CE	Interests / hobbies	86%
	Qualifications I achieved in school	80%

Satisfaction with SDS career services (average satisfaction score out of ten)

	CE	Not CE		CE	Not CE		CE	Not CE
	7.7	7.1		7.8	7.1		7.5	7.0

The ability to access support when needed

The amount of support available

The range of SDS careers services available

Overall satisfaction with the careers services you received from SDS





Pupil Voice Research 2024

Additional Support Needs (ASN)

The 2024 Pupil Voice research gathered the views of S4-S6 pupils (aged 16+) on the careers information, advice and guidance (CIAG) services they received. The research also gathered data on key influencers on career plans and aspirations. Results for young people with and without ASN are broadly similar. However, young people with ASN are slightly less likely to be satisfied with the ability to access support when needed.

Responses received	
ASN	2430
No ASN	3773





Views on one-to-one support. My Careers Adviser... (average agreement score out of 10)

	ASN	No ASN		ASN	No ASN		ASN	No ASN		ASN	No ASN
	7.8	7.8		8.2	8.3		8.1	8.2		8.1	8.0
...understood me and the support I needed			...listened to me and valued my ideas			...supported me to make my own decisions and take control of my career path			...encouraged me to aim high for my future career		





Key Influences on career plans / aspirations (% a fair amount / a great deal)

Top 2 people influencers	
ASN	Parent(s) / carer(s) 77%
ASN	Teachers 62%
No ASN	Parents / carers 81%
No ASN	Teacher(s) 64%
Top 2 influencing factors	
ASN	Interests / hobbies 85%
ASN	The need to earn money 78%
No ASN	Interests / hobbies 86%
No ASN	Qualifications I achieved in school 82%

Support received from SDS has helped you to... (% agree / strongly agree)

	ASN	No ASN		ASN	No ASN		ASN	No ASN		ASN	No ASN
	77%	77%		79%	81%		75%	75%		76%	75%
...understand and build on your skills, strengths, and achievements			...to find and use career information easily			...consider new things you may not have thought of when it comes to your career journey			...to make better informed career decisions		

Satisfaction with SDS career services (average satisfaction score out of ten)

	ASN	No ASN		ASN	No ASN		ASN	No ASN		ASN	No ASN
	7.0	7.3		7.0	7.2		7.1	7.0		6.6	6.6
The ability to access support when needed			The amount of support available			The range of SDS careers services available			Overall satisfaction with the careers services you received from SDS		

Respondents were asked to rate questions on a 1-10 scale. Results are weighted to represent the population as a whole. SDS's Evaluation & Research Team conducted fieldwork over a 4-week period in June/July 2024. A total of 10,815 young people responded to the research.

Pupil Voice Research 2024





Ethnicity

The 2024 Pupil Voice research gathered the views of S4-S6 pupils (aged 16+) on the careers information, advice and guidance (CIAG) services they received. The research also gathered data on key influencers on career plans and aspirations. BME young people score slightly more positively across the CIAG support questions than White young people. In terms of key influences on career plans, BME young people are more likely to be influenced by the need to earn money than White young people.

Responses received

BME	1674
White	9025

Views on one-to-one support. My Careers Adviser... (average agreement score out of 10)

	BME	White		BME	White		BME	White							
	7.9	7.8	...understood me and the support I needed		8.4	8.2	...listened to me and valued my ideas		8.4	8.1	...supported me to make my own decisions and take control of my career path		8.1	8.0	...encouraged me to aim high for my future career





Key Influences on career plans / aspirations (% a fair amount / a great deal)

Top 2 people influencers

BME	Parent(s) / carer(s)	81%
	Careers Adviser	67%

White	Parents / carers	78%
	Teacher(s)	63%

Support received from SDS has helped you to... (% agree / strongly agree)





	BME	White		BME	White		BME	White							
	82%	76%	...understand and build on your skills, strengths, and achievements		85%	79%	...to find and use career information easily		79%	75%	...consider new things you may not have thought of when it comes to your career journey		81%	74%	...to make better informed career decisions

Top 2 influencing factors

BME	Interests / hobbies	85%
	The need to earn money	83%

White	Interests / hobbies	86%
	Qualifications I achieved in school	79%

Satisfaction with SDS career services (average satisfaction score out of ten)

	BME	White		BME	White		BME	White							
	7.4	7.1	The ability to access support when needed		7.3	7.1	The amount of support available		7.2	7.0	The range of SDS careers services available		6.8	6.5	Overall satisfaction with the careers services you received from SDS





Pupil Voice Research 2024

Scottish Index of Multiple Deprivation (SIMD)

The 2024 Pupil Voice research gathered the views of S4-S6 pupils (aged 16+) on the careers information, advice and guidance (CIAG) services they received. The research also gathered data on key influencers on career plans and aspirations. Young people who live in the most deprived areas in Scotland (SIMD 1) score more positively across all CIAG support questions than those living in the least deprived areas of Scotland (SIMD 5). Those in the SIMD 1 group are also more likely to be influenced by their Careers Adviser and the need to earn money.

Responses received	
SIMD 1	2621
SIMD 5	1951

Views on one-to-one support. My Careers Adviser... (average agreement score out of 10)





	SIMD 1	SIMD 5		SIMD 1	SIMD 5		SIMD 1	SIMD 5		SIMD 1	SIMD 5				
	8.1	7.6	...understood me and the support I needed		8.4	8.1	...listened to me and valued my ideas		8.3	8.0	...supported me to make my own decisions and take control of my career path		8.3	7.8	...encouraged me to aim high for my future career

Key Influences on career plans / aspirations (% a fair amount / a great deal)

Top 2 people influencers

SIMD 1	Parent(s) / carer(s)	76%
	Careers Adviser	69%
SIMD 5	Parents / carers	80%
	Teacher(s)	58%





Support received from SDS has helped you to... (% agree / strongly agree)

	SIMD 1	SIMD 5		SIMD 1	SIMD 5		SIMD 1	SIMD 5		SIMD 1	SIMD 5				
	84%	72%	...understand and build on your skills, strengths, and achievements		84%	77%	...to find and use career information easily		80%	69%	...consider new things you may not have thought of when it comes to your career journey		82%	70%	...to make better informed career decisions

Top 2 influencing factors

SIMD 1	Interests / hobbies	85%
	The need to earn money	81%
SIMD 5	Interests / hobbies	85%
	Qualifications I achieved in school	82%

Satisfaction with SDS career services (average satisfaction score out of ten)

	SIMD 1	SIMD 5		SIMD 1	SIMD 5		SIMD 1	SIMD 5							
	7.4	7.0	The ability to access support when needed		7.4	6.9	The amount of support available		7.3	6.8	The range of SDS careers services available		7.0	6.2	Overall satisfaction with the careers services you received from SDS

Respondents were asked to rate questions on a 1-10 scale. Results are weighted to represent the population as a whole. SDS's Evaluation & Research Team conducted fieldwork over a 4-week period in June/July 2024. A total of 10,815 young people responded to the research.





Pupil Voice Research 2024

Lesbian, Gay, Bisexual, Transgender (LGBT)

The 2024 Pupil Voice research gathered the views of S4-S6 pupils (aged 16+) on the careers information, advice and guidance (CIAG) services they received. The research also gathered data on key influencers on career plans and aspirations. Although LGBT young people score highly across most CIAG support questions, they tend to score lower than non-LGBT young people. LGBT young people are also slightly more likely to be influenced by their teachers than non-LGBT young people.

Responses received	
LGBT	1415
Non-LGBT	5345





Views on one-to-one support. My Careers Adviser... (average agreement score out of 10)

	LGBT	Non-LGBT		LGBT	Non-LGBT		LGBT	Non-LGBT							
	7.5	7.9	...understood me and the support I needed		8.0	8.3	...listened to me and valued my ideas		8.0	8.2	...supported me to make my own decisions and take control of my career path		7.8	8.1	...encouraged me to aim high for my future career

Key Influences on career plans / aspirations (% a fair amount / a great deal)

Top 2 people influencers		
LGBT	Parent(s) / carer(s)	71%
	Teacher(s)	67%
Non-LGBT	Parents / carers	81%
	Teacher(s)	63%
Top 2 influencing factors		
LGBT	Interests / hobbies	88%
	Qualifications I achieved at school	79%
Non-LGBT	Interests / hobbies	86%
	The need to earn money	81%

Support received from SDS has helped you to... (% agree / strongly agree)

	LGBT	Non-LGBT		LGBT	Non-LGBT		LGBT	Non-LGBT							
	73%	79%	...understand and build on your skills, strengths, and achievements		75%	81%	...to find and use career information easily		72%	76%	...consider new things you may not have thought of when it comes to your career journey		72%	76%	...to make better informed career decisions

Satisfaction with SDS career services (average satisfaction score out of ten)

	LGBT	Non-LGBT		LGBT	Non-LGBT		LGBT	Non-LGBT							
	6.8	7.3	The ability to access support when needed		6.8	7.2	The amount of support available		6.7	7.1	The range of SDS careers services available		6.2	6.7	Overall satisfaction with the careers services you received from SDS