

# Modern Apprenticeship Statistics

Quarter 1, 2025/26 [1<sup>st</sup> April – 27<sup>th</sup> June]

Official Statistics published on 5<sup>th</sup> August 2025

Version	Published	Amendment
1	05/08/2025	Original Publication

**Contact:** Rowena McConkey

**Job Title:** Performance Reporting and Statistics Manager

**Email:** [rowena.mcconkey@sds.co.uk](mailto:rowena.mcconkey@sds.co.uk)

**Contact:** Ellis Cunningham

**Job Title:** MI & Data Analyst

**Email:** [ellis.cunningham@sds.co.uk](mailto:ellis.cunningham@sds.co.uk)

Making skills work for Scotland

## Contents

Introduction .....	3
Economic Outlook .....	3
Modern Apprenticeship: Starts .....	4
Starts by age .....	4
Starts by level .....	5
Starts by occupational grouping .....	5
Starts by gender .....	6
Starts by disability .....	6
Starts by ethnicity .....	6
Starts by care experience .....	6
Modern Apprenticeship: In Training .....	7
Modern Apprenticeship: Achievements .....	8
Modern Apprenticeship: Redundancies .....	8
Further Information .....	9
Note to Readers .....	9
Appendix A – SCQF Framework .....	11

## Introduction

Modern Apprenticeships (MAs) provide employed individuals (either new or existing) with the opportunity to secure industry-recognised qualifications at a range of Scottish Credit and Qualifications Framework (SCQF) levels while in employment.

This report provides a summary of quarter 1 (1<sup>st</sup> April to 27<sup>th</sup> June 2025) statistics for MAs where there is a public funding contribution administered by SDS, on behalf of the Scottish Government. Please note that the statistics cut-off date was three days earlier than usual, and this may affect comparison with previous year statistics. Further analysis can be found in the [Supplementary Tables](#) on the SDS website.

We welcome feedback on the report content and format. Please contact [user\\_feedback@sds.co.uk](mailto:user_feedback@sds.co.uk) with any feedback or questions.

## Economic Outlook

The economic outlook in Scotland remains challenging. Inflation is above the 2% target, and despite higher GDP growth in Q1 2025 than at the end of 2024, growth forecasts for the year as a whole remain muted for Scotland and the UK.


Despite the challenging economic landscape, there were 3,336 Modern Apprenticeship starts in Q1 2025, 0.9% higher than last year. Over each quarter of the year, MA start volumes are influenced by several factors which affect the phasing and recruitment of starts throughout the year. There is strong demand for MAs from employers and learners.

SDS will continue to work closely with the Scottish Government throughout 2025/26 to maximise delivery of high-quality apprenticeships that grow the young workforce and support economic growth, in line with the National Strategy for Economic Transformation.

## Modern Apprenticeship: Starts

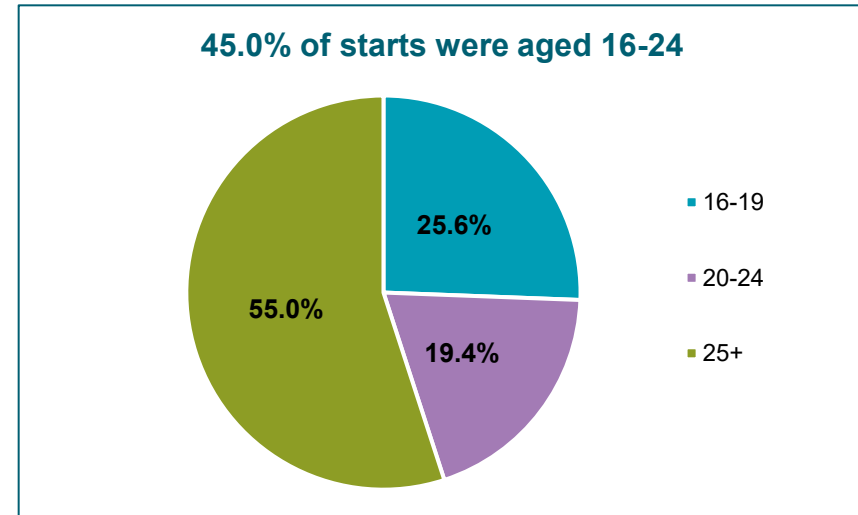
There were **3,336** Modern Apprenticeship starts in Q1, 0.9% (+31) higher than last year.

**Figure 1: Number of Modern Apprenticeship starts, Q1 2022/23 to Q1 2025/26**



## Starts by age

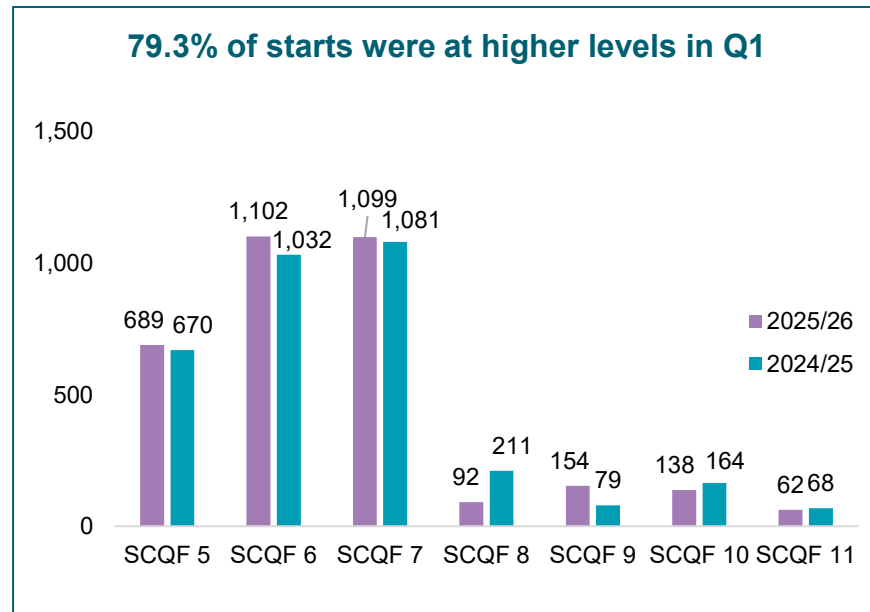
**Figure 2: Number of Modern Apprenticeship starts by age group, Q1 2025/26**



This quarter, 55.0% (1,836) of MA starts were aged 25+ and 45.0% (1,500) were aged 16-24.

## Starts by level

**Figure 3: Number of Modern Apprenticeship starts by SCQF level, Q1 2024/25 to Q1 2025/26**



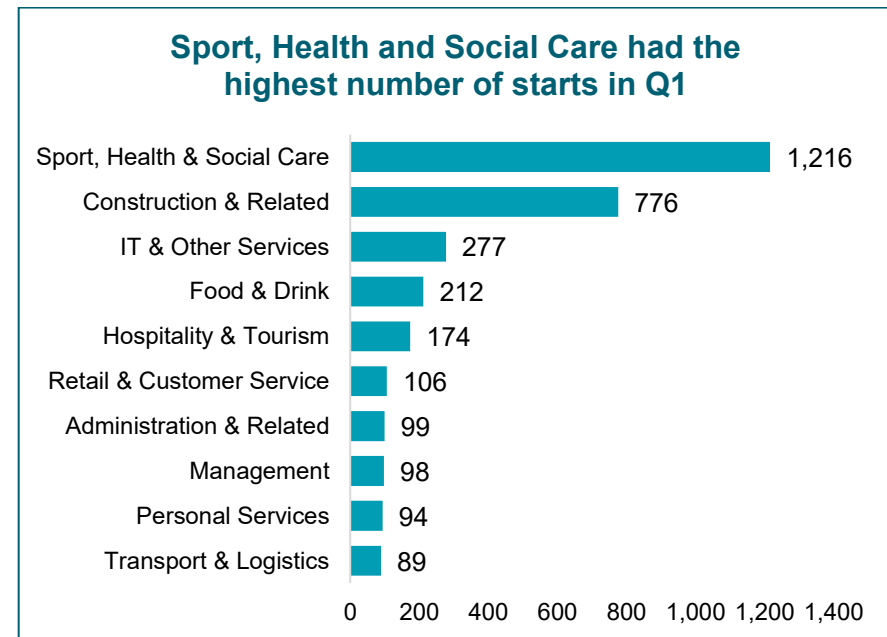
The majority of starts this quarter were at SCQF level 6 or higher (79.3%).

## Starts by occupational grouping

The distribution of starts by occupational grouping can change year on year and is influenced by employer

demand, procurement policy decisions and MA places allocated, based on economic need.

**Figure 4: Number of Modern Apprenticeship starts by occupational grouping, Q1 2025/26**



For the fifth year in a row, Sport, Health & Social Care had the highest number of starts and the greatest proportion of starts (36.5%) in Q1.

The Construction & Related grouping had the second highest number of starts and the second greatest proportion

of starts (23.3%). The IT & Other Services grouping had the third highest number of starts this quarter and accounted for 8.3% of all starts.

### Starts by gender<sup>1</sup>

Female starts (as a proportion of male + female starts) increased to 50.0%, 3.4 pp higher than same point last year. Historically, the proportion of female starts is higher in quarter 1 due to the recruitment pattern to typically male-dominated frameworks occurring in Q2/Q3.

### Starts by disability

The proportion of starts self-identifying as disabled was 16.1% in quarter 1.

### Starts by ethnicity

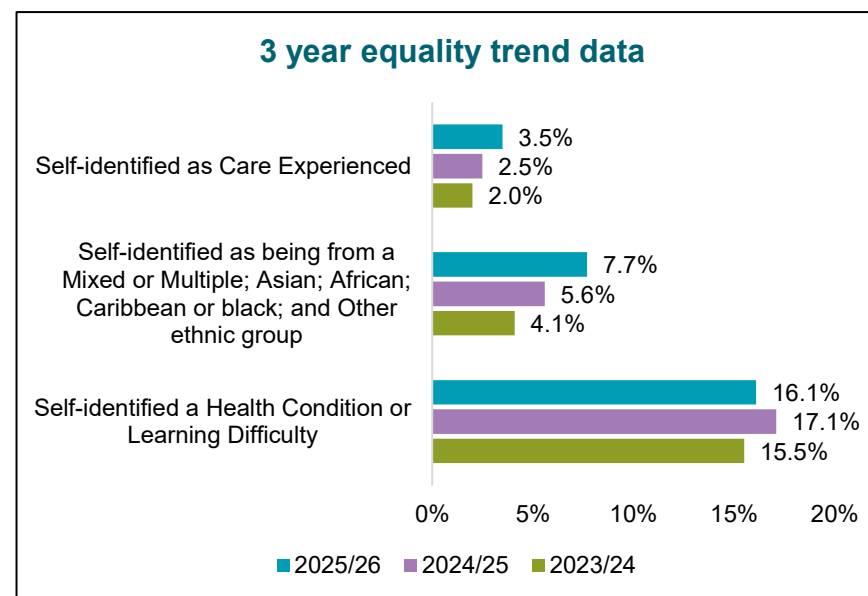
The proportion of starts self-identifying as Mixed or Multiple; Asian; African; Caribbean or black; and Other ethnic group was 7.7% in quarter 1. This is the highest proportion of

ethnic minority starts recorded in Q1, since SDS started to report on this characteristic.

### Starts by care experience

The proportion of MAs self-identifying as care experienced was 3.5% in quarter 1.

**Figure 5: Modern Apprenticeship equality rates, Q1 2023/24 to Q1 2025/26**



\*When including ethnic group 'white other' the ethnicity rate is 12.0%.

<sup>1</sup> Please note that MA gender and equality splits fluctuate throughout the year for many reasons and are included for completeness each quarter. Given these

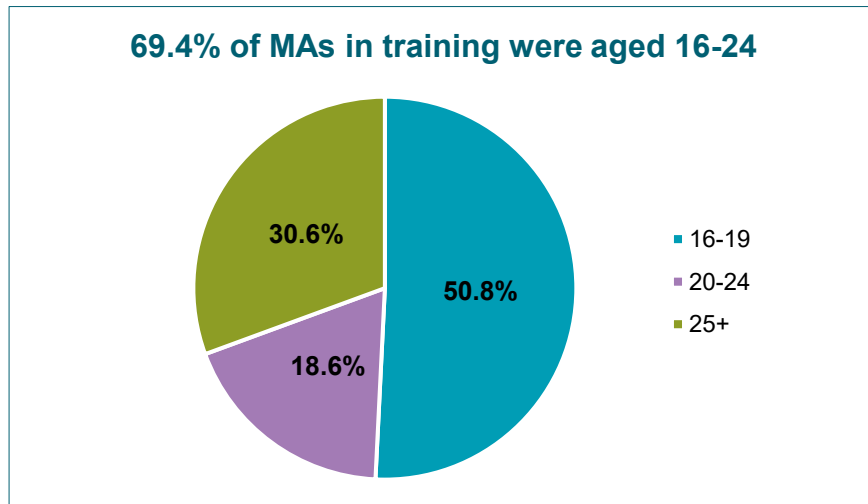
fluctuations, comparisons with the same point last year should be treated with care.

## Modern Apprenticeship: In Training

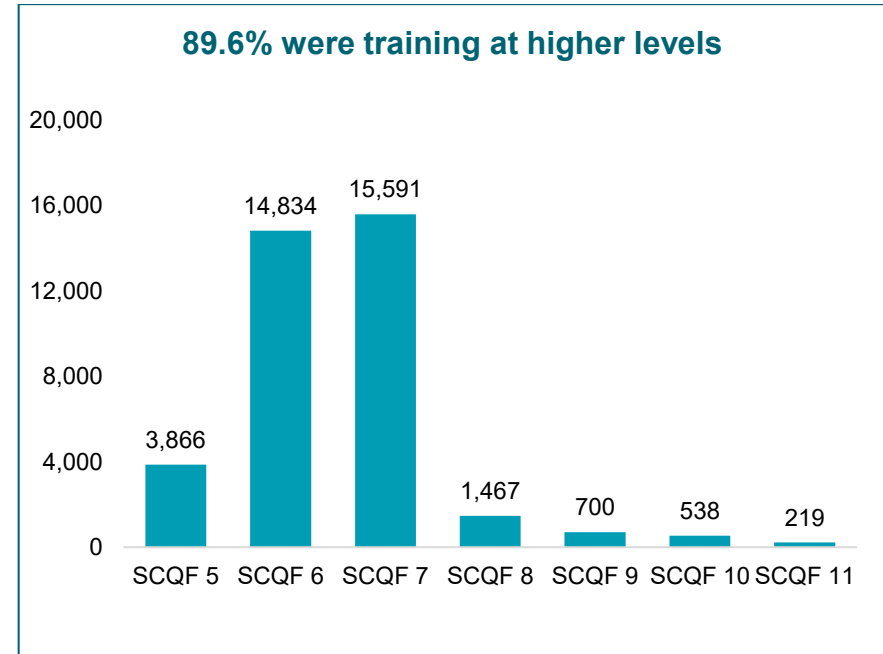
As at 27<sup>th</sup> June 2025, there were **37,215** Modern Apprentices in training.

Figures 6 and 7 show Modern Apprentices in training by age group and level, respectively, at Q1 2025/26.

**Figure 6: Modern Apprentices in training by age group, at Q1 2025/26**



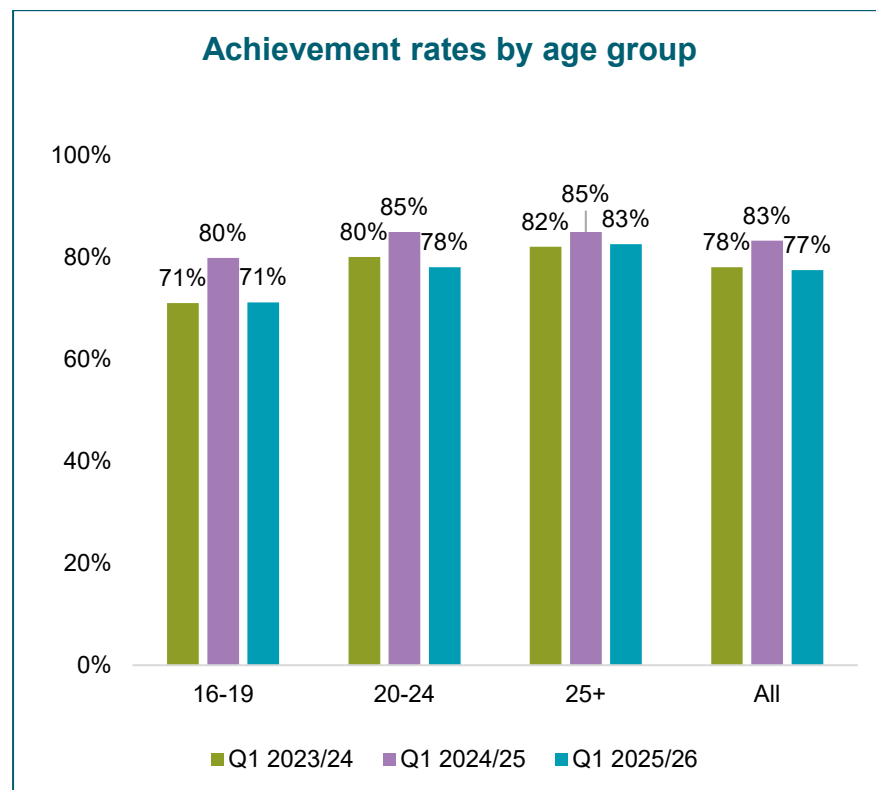
**Figure 7: Modern Apprentices in training by level, at Q1 2025/26**



## Modern Apprenticeship: Achievements

In Q1 2025/26, the overall achievement rate was **77.4%**, with 4,061 of the 5,247 leavers achieving their full MA award.

**Figure 8: Modern Apprenticeship achievements by age group, Q1 2023/24 to Q1 2025/26**



**Figure 9: Modern Apprenticeship achievement rates by occupational grouping, Q1 2025/26**

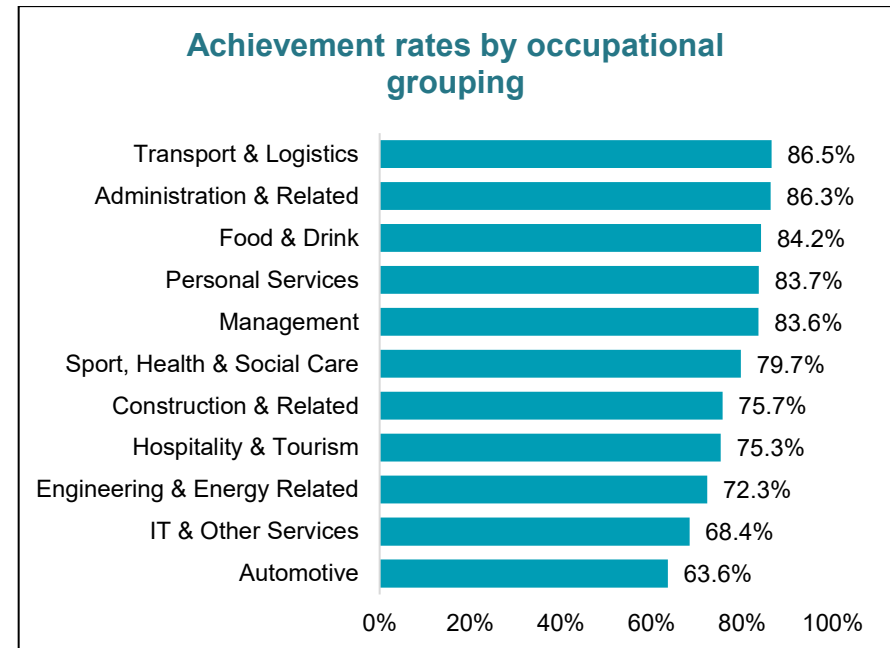


Figure 9 shows the top 10 achievement rates by occupational grouping (excluding those with fewer than 100 leavers).

## Modern Apprenticeship: Redundancies

In quarter 1 2025/26, 56 Modern Apprentices were made redundant. By the end of Q1, 12 individuals have secured an alternative employer to continue their MA with the remaining in progress.



## Further Information

This report provides analysis of publicly funded Modern Apprenticeship activity in the first quarter of the 2025/26 financial year.

Statistics associated with Modern Apprenticeships such as starts, in training, leavers, and achievements are provided in summary form. Further information including more detailed breakdowns of these statistics by framework, age, level, and equality characteristics can be found within our [Supplementary Tables](#) on the SDS website.

## Note to Readers

Guidance on how Modern Apprenticeship data is collected and reported is available on the SDS website [here](#). We recommend that the guidance is read prior to any further analysis.

## Gender

To ensure that we enable apprentices to record their gender in the most appropriate way for them, individuals can record

their gender as 'female', 'male', 'prefer not to say', or 'in another way'.

## Age

As programme funding is linked to the age of trainees, all age breakdowns in this report are based on the age of the individual when they commenced their Modern Apprenticeship.

## Level

In line with Scottish Government direction, in 2018/19 we carried out an exercise to align MA frameworks to SCQF levels (see Appendix A for context).

## Frameworks

In this report, MA frameworks are classified as belonging to an SDS assigned occupational grouping. Details are available [here](#) on the SDS website.

## Starts

In April 2019 we adjusted the recording of starts, re-entrants, and progressions to accommodate the introduction of a new

system to improve how Training Providers manage their contracts. As of 1st April 2023, all MA progressions are included as new starts. More details can be found [here](#) on the SDS website.

report are welcome and can be emailed to [user\\_feedback@sds.co.uk](mailto:user_feedback@sds.co.uk).

## Calculations

This report may refer to a percentage increase or decrease in values, which means the relative change between two numbers e.g., starts increased by 5% compared to the same quarter last year. The report may also refer to a percentage point (pp) increase or decrease, which means the absolute change between two percentages e.g., the achievement rate for MAs aged 25 or over increased by 8 pp.

Percentages in this report may not sum to 100% due to rounding. Similarly, calculating percentage point differences from the data presented in the report may differ slightly from figures cited in the text. This is also due to rounding.

## Contact

Any comments or suggestions regarding the content of this

## Appendix A – SCQF Framework

SCQF Levels	SQA Qualifications			Qualifications of Higher Education Institutions	Apprenticeships & SVQs	
12			↑		Doctoral Degree	Professional Apprenticeship
11					Masters Degree, Integrated Masters Degree, Post Graduate Diploma, Post Graduate Certificate	Graduate Apprenticeship Professional Apprenticeship SVQ
10					Honours Degree, Graduate Diploma, Graduate Certificate	Graduate Apprenticeship Professional Apprenticeship
9			Professional Development Award		Bachelors / Ordinary Degree, Graduate Diploma, Graduate Certificate	Graduate Apprenticeship Technical Apprenticeship SVQ
8		Higher National Diploma			Diploma Of Higher Education	Higher Apprenticeship Technical Apprenticeship SVQ
7	Advanced Higher, Awards, Scottish Baccalaureate	Higher National Certificate			Certificate Of Higher Education	Modern Apprenticeship SVQ
6	Higher, Awards, Skills for Work Higher	↑		↓		Modern Apprenticeship Foundation Apprenticeship SVQ
5	National 5, Awards, Skills for Work National 5					Modern Apprenticeship SVQ
4	National 4, Awards, Skills for Work National 4	National Certificate	National Progression Award			SVQ
3	National 3, Awards, Skills for Work National 3					
2	National 2, Awards		↓			
1	National 1, Awards					

<sup>2</sup> Scottish Credit and Qualifications Framework: [The SCQF Interactive Framework](#)