

## Contents

---

**Page 1** ▶ Modern Apprenticeship (MA) Gender

**Page 2** ▶ MA Gender and Framework

**Page 3** ▶ MA Disability

**Page 4** ▶ Employability Fund (EF) Gender

**Page 5** ▶ EF Disability

**Page 6** ▶ EF Care Experienced

**Page 7** ▶ Notes (These pages include information on how data is collected and reported. SDS recommends that this is read prior to any further analysis to ensure the figures are interpreted correctly)

**Any comments or suggestions regarding the content of this report are welcome and can be emailed to: [user\\_feedback@sds.co.uk](mailto:user_feedback@sds.co.uk)**

# Clackmannanshire Equality Summary 2019/20

## Comparison Figures

**44.0%**

of MA Starts in Clackmannanshire in 2019/20 were female.

**40.3%**

of MA Starts in Scotland in 2019/20 were female.

**51.7%**

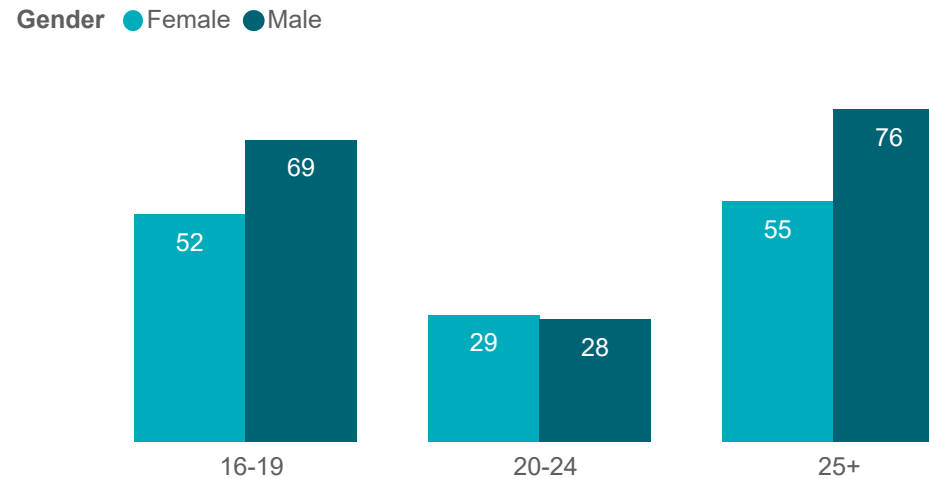
of the 16-24 working population in Clackmannanshire were female.

**49.4%**

of the 16-24 working population in Scotland were female.

## Modern Apprenticeship (MA) starts by Gender in Clackmannanshire

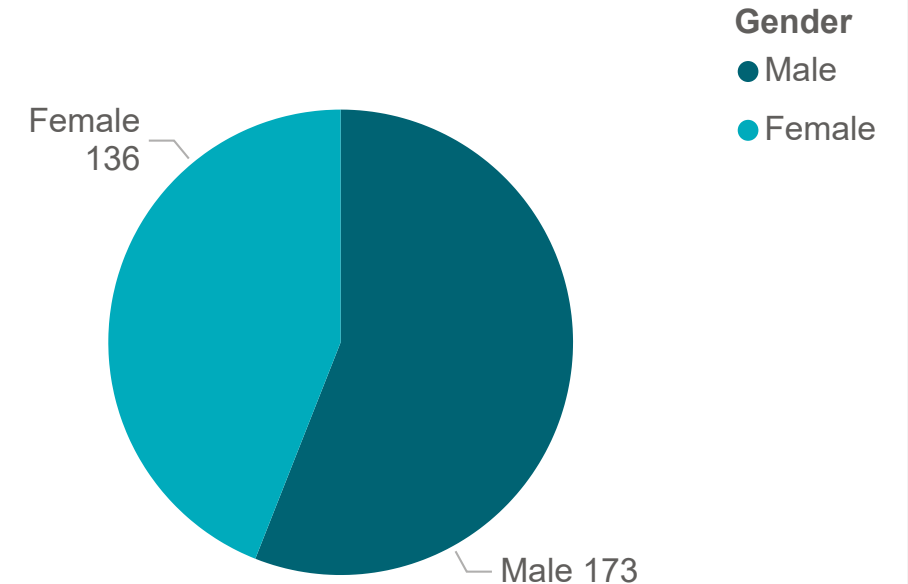
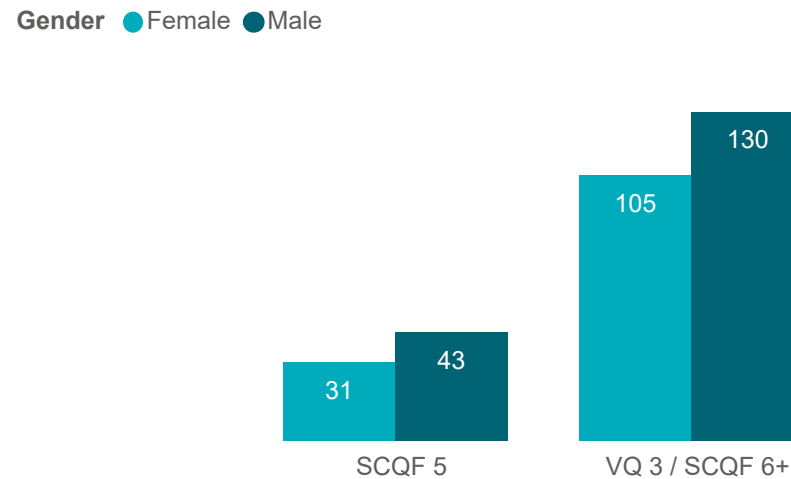
Starts by Age Band and Gender



In 2019/20, there were 309 MA Starts in Clackmannanshire. This equates to 1.1% of the total MA Starts (27,875).

44.0% of those were female, compared to 40.3% of all MA starts.

Starts by VQ Level and Gender



# Clackmannanshire Equality Summary 2019/20

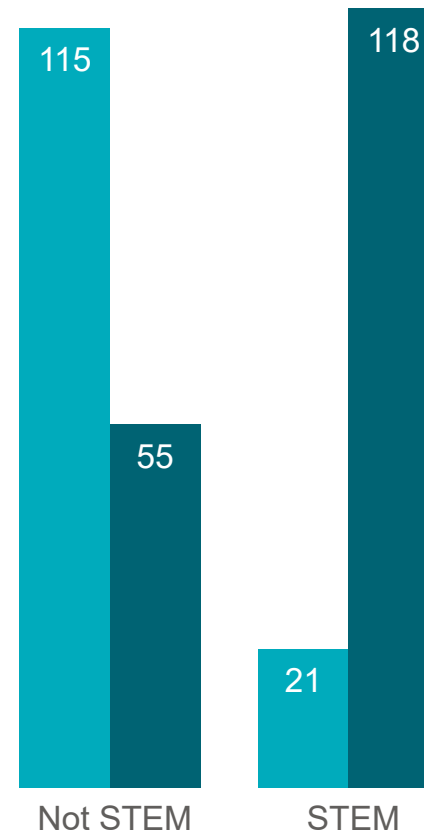
## Frameworks with the highest number of starts in Clackmannanshire by Gender

Top Frameworks	Female
Social Services (Children and Young People)	27
Social Services and Healthcare	24
Digital Applications	12
Hairdressing & Barbering	12
Business & Administration	11

Top Frameworks	Male
Engineering	18
Construction: Civil Engineering	17
Automotive	15
Construction: Building	15
Construction: Technical	13
Freight Logistics	13

## Volumes of MA starts by STEM Status and Gender in Clackmannanshire

Gender ● Female ● Male



## Comparison Figures

15.1%

of MAs undertaking a STEM framework in Clackmannanshire were female, compared to

10.4%

for all female starts in Scotland.

84.9%

of MAs undertaking a STEM framework in Clackmannanshire were male, compared to

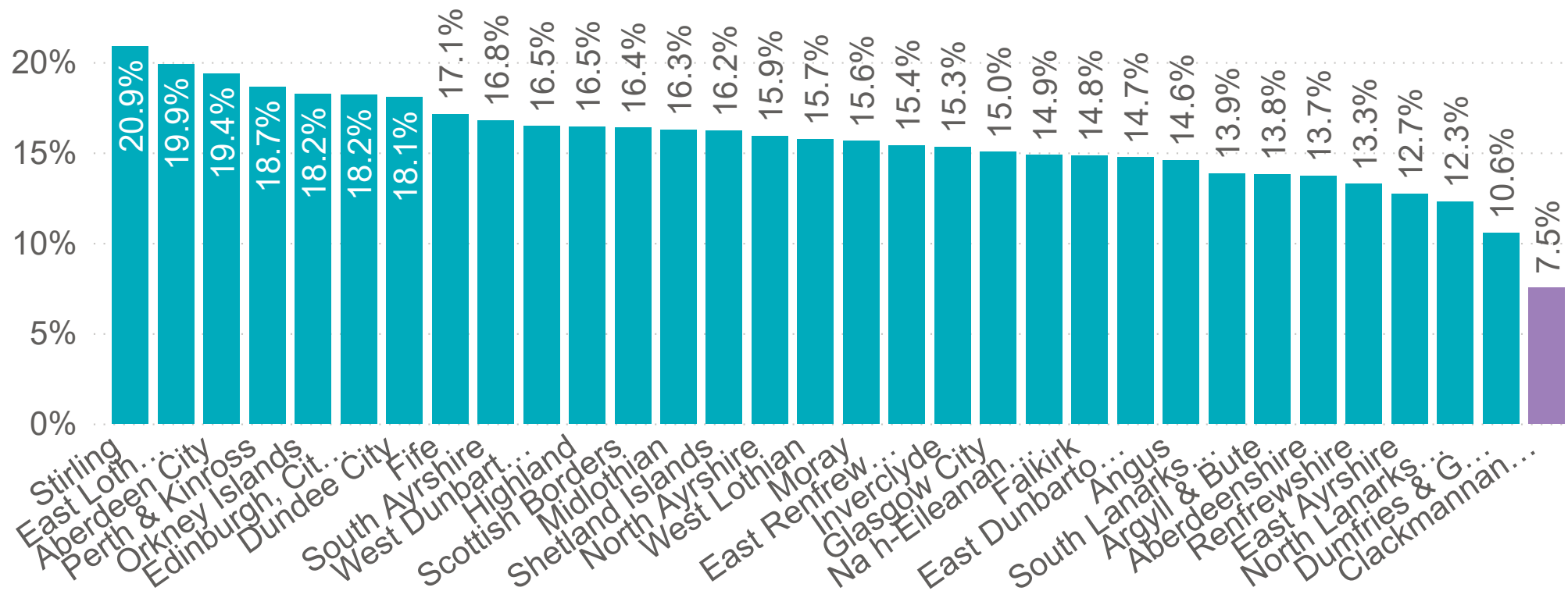
89.6%

for all male starts in Scotland.

# Clackmannanshire Equality Summary 2019/20

## Modern Apprenticeship (MA) starts by Disability in Clackmannanshire

In 2019/20 7.5% of MA starts who reside in Clackmannanshire self-identified as having an impairment, health condition or learning difficulty (I/HC/LD), compared to 15.4% of all MA starts.



### Comparison Figures

7.5%

of MA starts in Clackmannanshire in 2019/20 self-identified as disabled.

15.4%

of all MA starts in Scotland in 2019/20 self-identified as disabled.

## Comparison Figures

**47.0%**

of EF Starts in Clackmannanshire in 2019/20 were female.

**32.7%**

of EF Starts in Scotland in 2019/20 were female.

**51.7%**

of the 16-24 working population in Clackmannanshire were female.

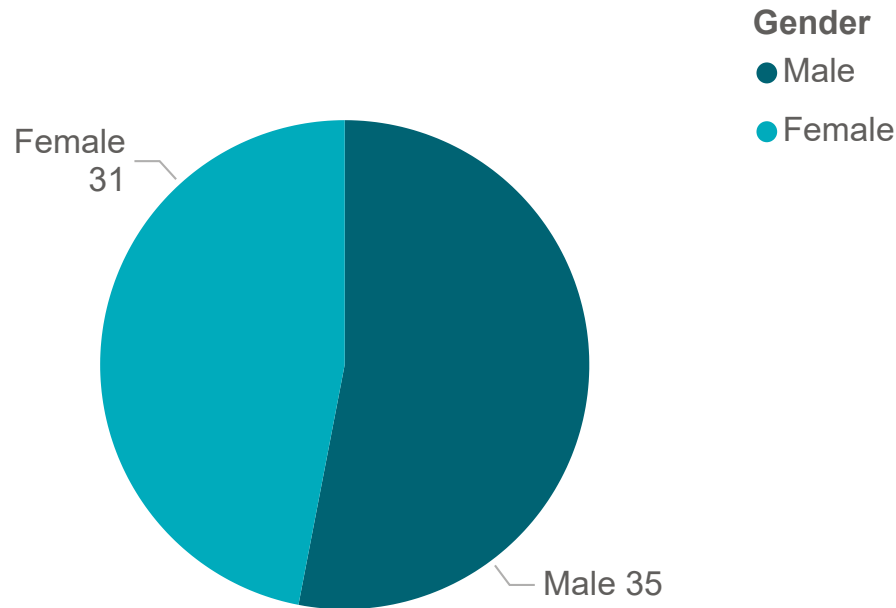
**49.4%**

of the 16-24 working population in Scotland were female.

## Employability Fund (EF) starts by Gender in Clackmannanshire

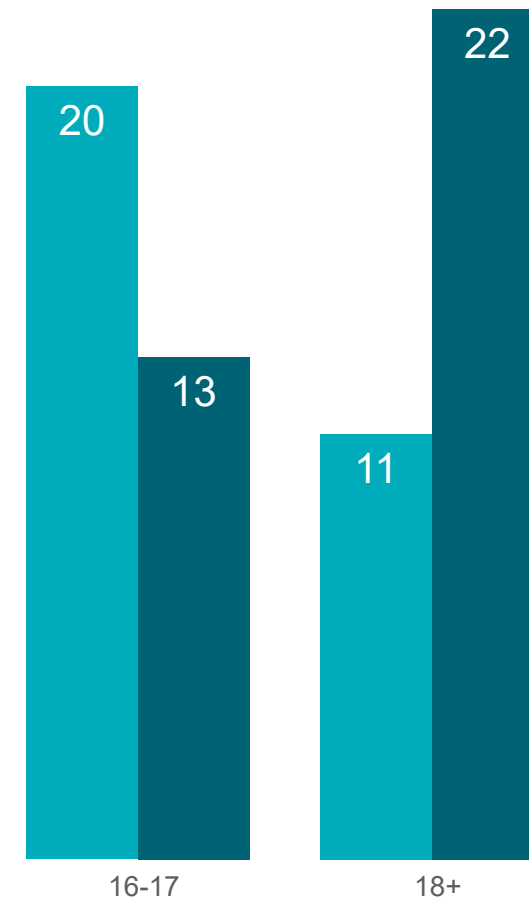
In 2019/20, there were 66 EF Starts in Clackmannanshire. This equates to 0.8% of the total EF Starts (8,750).

47.0% of those were female, compared to 32.7% of all EF starts.



Starts by Age Band and Gender

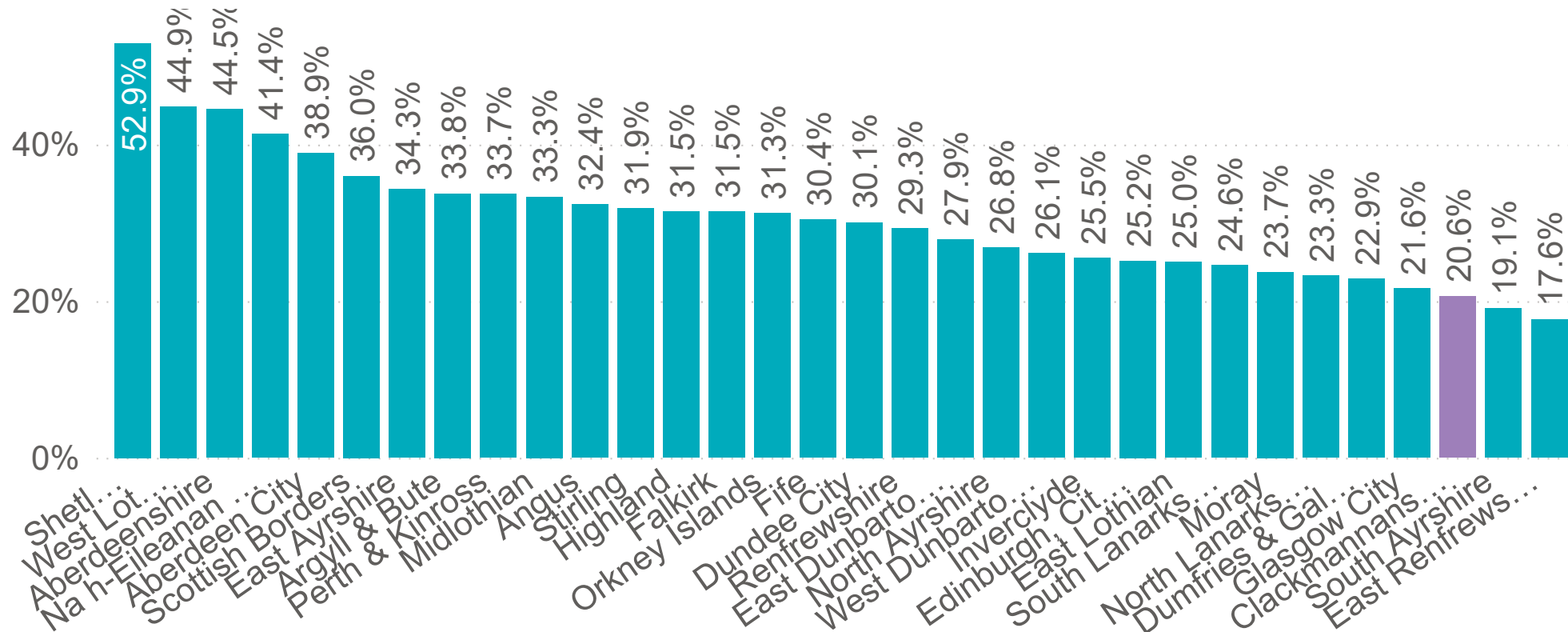
Gender ● Female ● Male



# Clackmannanshire Equality Summary 2019/20

## Employability Fund (EF) starts by Disability in Clackmannanshire

In 2019/20 20.6% of EF starts who reside in Clackmannanshire self-identified as having an impairment, health condition or learning difficulty (I/HC/LD), compared to 28.2% of all EF starts.



### Comparison Figures

20.6%

of EF starts in Clackmannanshire in 2019/20 self-identified as disabled.

28.2%

of all EF starts in Scotland in 2019/20 self-identified as disabled.

## Comparison Figures

**7.7%**

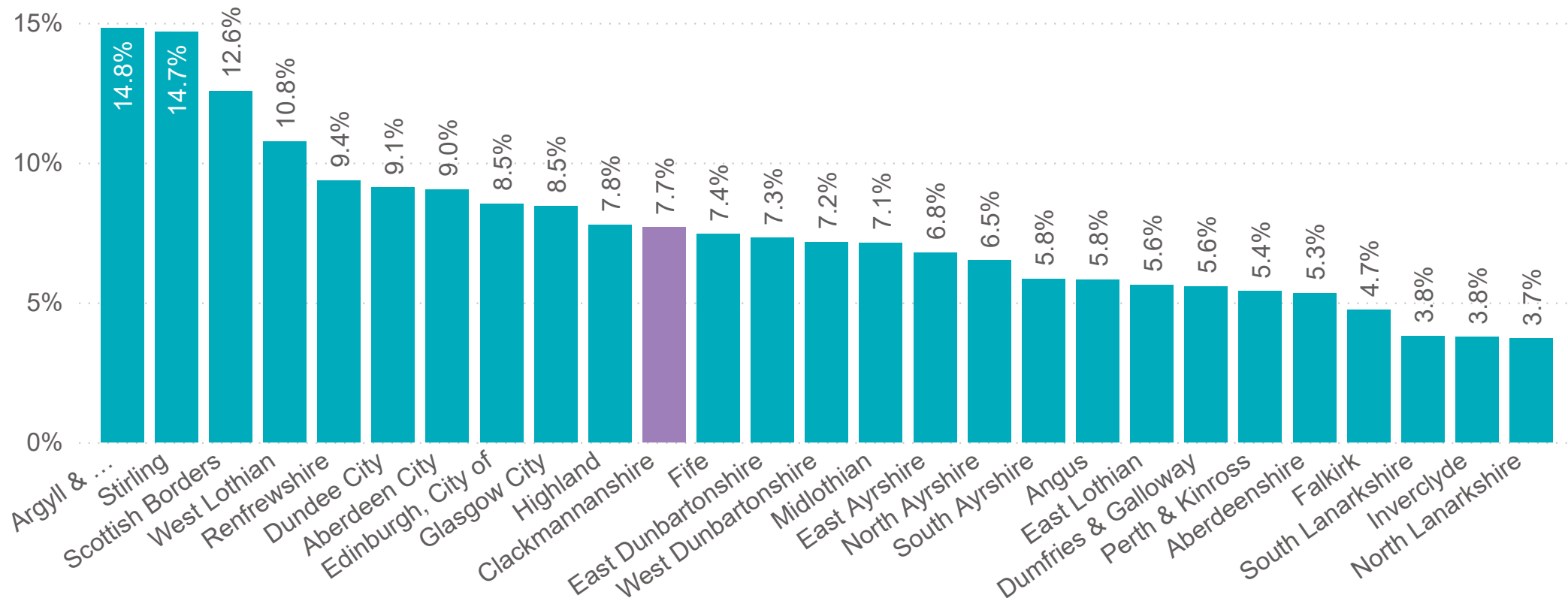
of all EF starts in Clackmannanshire in 2019/20, self-identified as being care experienced.

**7.0%**

of all EF starts in Scotland in 2019/20 self-identified as being care experienced.

## Employability Fund (EF) Starts by Care Experienced in Clackmannanshire

In 2019/20, 7.7% of EF starts who reside in Clackmannanshire self-identified as being care experienced, compared to 7.0% of all EF starts in Scotland. This represents a difference of 0.6%.



## Percentages

- Percentages in this report may not sum to 100% to due rounding.

## Local Authorities

- Local Authority breakdown is based on the trainee's home address.

## Disclosure Control

- Disclosure control has been applied where figures are less than 5 or where such figures can be identified through differencing. Some local authorities will therefore not be displayed in graphs.

## Comparison Figures

- Please note that age 16-24 population comparisons are not reliable across all local authorities due to small sample sizes.

## Gender

- Gender comparison figures are from the Annual Population Survey (APS) - 16-24 Employed by Gender April 2019 to March 2020.  
 - Levels have been collapsed to avoid disclosure of small numbers.  
 - The 'Frameworks with the Highest Number of Starts' tables display the top 5 frameworks with the highest number of starts in the Local Authority by gender. Some local authorities may display top 3 frameworks for disclosure control purposes.

## Disability

-The figures quoted in this report are in response to our disability monitoring question. This is aligned to the wording recommended by Advance HE (formerly Equality Challenge Unit, ECU) after extensive consultation with disability partners, modern apprentices, training providers and employers.  
 - Disability rates are calculated as the number of starts self-identifying an impairment, health condition or learning difficulty in 2019/20 as a percentage of the total starts, excluding those who selected 'prefer not to say'.  
 - Some Local Authority rates may be based on small numbers.

## Ethnicity

- Ethnicity rates are calculated as the number of starts self-identifying an ethnic group in 2019/20 as a percentage of the total starts, excluding those who selected 'Prefer not to say'.  
 - Some Local Authority rates may be based on small numbers.