

Regional Skills Assessments (RSAs) are a single, agreed evidence base created to inform future investment in skills. This infographic is for Glasgow City Region, and supplements the region's City Deal Summary report. It uses Oxford Economics forecasts* for the 2019-2029 period to show current and future economic contribution, as well as current and future demand for skills.

The Economy



Gross Value Added (GVA) in 2019¹

Total **City Deal** GVA is: **£41,927m** **30%** of total **Scottish** output

Forecast annual growth (2019-2029):²

Glasgow City Region: 1.8%

Scotland: 1.7%

United Kingdom: 2.0%



Productivity (GVA per job) in 2019

City Deal productivity is: **£45,000** **Scottish** productivity is: **£50,400**

Forecast annual growth (2019-2029)

Glasgow City Region: 1.4%

Scotland: 1.4%

United Kingdom: 1.5%

Current Demand for Skills



Total Employment in 2019³

931,800 jobs

From 2009-2019, Total Employment:

up by 1% or 12,800 jobs

Compared to a **Scottish increase of 1%**

Current Demand for Skills

Sectoral Employment

Top 3 employing sectors in 2019:



Human health & social work (155,000 jobs)



Wholesale & retail (127,600 jobs)



Admin & support services (94,500 jobs)

Employment by Occupation (people)

Occupational structure 2019:⁴

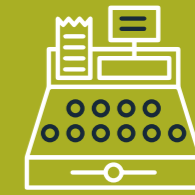
44% Higher level occupations



29% Mid-level occupations



26% Lower level occupations



Skills Shortages and Gaps

The percentage of skills shortage vacancies and skills gaps in the Glasgow Region, Lanarkshire and West Region are:



Skills Shortage Vacancies⁶

Glasgow Region: 28%

↘ -4 ppt decrease from 2015

Lanarkshire: 14%

↘ -4 ppt decrease from 2015

West Region: 31%

↗ 3 ppt increase from 2015

Compared to **Scotland: 24%**

Skills Gaps⁷

Glasgow Region: 5.7%

↗ 2.1 ppt increase from 2015

Lanarkshire: 3.4%

↘ -0.5 ppt decrease from 2015

West Region: 6.7%

↗ 3.4 ppt increase from 2015

Compared to **Scotland: 5.0%**

* As with all forecasts, certain caveats need to be applied. They are based on what we know now and include past and present trends projected into the future. Their value is in identifying likely directions of travel rather than predicting exact figures. It is recommended therefore that users examine trends over time rather than focusing on changes in individual years. Finally, the more disaggregated they become, especially at smaller geographical units, the less reliable they are likely to be.

¹ GVA is the measure of the value of goods and services produced within the economy. ² Forecasts by Oxford Economics (unless otherwise stated). ³ Measured by total number

of jobs. ⁴ 'Higher level occupations' are defined as Managers, directors & senior officials, Professional occupations, and Associate professional & technical occupations; 'Mid

level occupations' defined as Administrative & secretarial occupations, Skilled trades occupations, Caring, leisure and other service occupations; and 'Lower level occupations' defined as Sales & customer

service occupations, Process, plant & machine operatives, Elementary occupations. Data shown is workplace based. ⁵ Source: Employer Skills Survey, 2017 ⁶ Base: All establishments with

vacancies (only 2017 shown). Skill-shortage vacancies as a proportion of all vacancies. This may be due to a lack of skills, qualifications or experience amongst applicants.

⁷ Base: All establishments (only 2017 shown). Skills gaps: the proportion of the workforce lacking full proficiency.

Regional Skills Assessments (RSAs) are a single, agreed evidence base created to inform future investment in skills. This infographic is for Glasgow City Region, and supplements the region's City Deal Summary report. It uses Oxford Economics forecasts for the 2019-2029 period to show current and future economic contribution, as well as current and future demand for skills.

Future Supply

Population 2016-2041⁸

Total population:
up by 4% or 76,200 people

Working age population (16-64):
down by 5% or 57,800 people

Forecast change:
Glasgow City Region: 4%
Scotland: 5%
United Kingdom: 11%

Forecast change:
Glasgow City Region: -5%
Scotland: -4%
United Kingdom: 8%

Future Job Openings

From 2019 to 2029 there will be a requirement for:

36,800 people
Expansion Demand



348,300 people

to fill Job Openings

Occupational structure 2029:

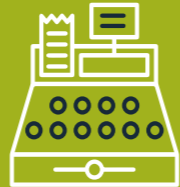
45%
Higher level occupations



23%
Mid-level occupations



32%
Lower level occupations



Future Demand for Skills

From 2019-2029, Total Employment:



up by 4% or 40,600 jobs

Forecast average annual change:

Glasgow City Region: 0.4%

Scotland: 0.3%

United Kingdom: 0.5%

Top 3 employing sectors in 2029 are forecast to be:



Human health & social work
(162,800 jobs)



Wholesale & retail
(131,000 jobs)



Admin & support services
(110,800 jobs)

From 2019 to 2029

The largest employment growth is forecast in:



Admin & support services
(17%)



Professional, scientific & technical
(15%)




Arts, entertainment & recreation
(13%)

The largest employment decreases are forecast in:



Mining & quarrying
(-28%)



Manufacturing
(-16%)



Electricity, gas, steam and air conditioning
(-10%)

⁸ Source: National Records of Scotland.

⁹ Expansion demand is the measure of an increase/decrease in jobs, as a result of economic growth or contraction; replacement demand is the number of job openings generated through labour market churn (i.e. those who retire, move away, or change

jobs). N.B. Figures are rounded to the nearest 100 and as a result totals may not equal the sum of the constituent parts.