

The Economy¹



Gross Value Added (GVA)² in 2019

Total **Digital Technologies** GVA is: **£4,909m**
up 36% from 2009

Forecast GVA in 2029: **£6,198m**
up 26% from 2019



Productivity (GVA per job) in 2019

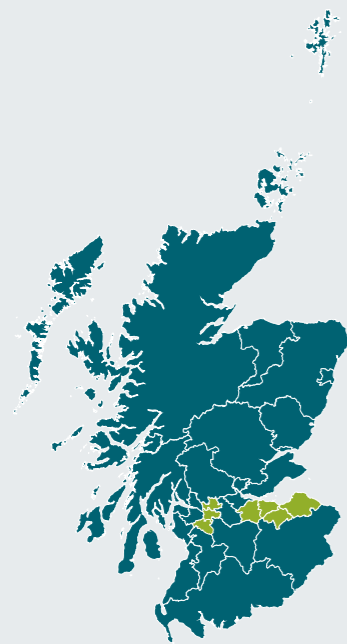
Digital Technologies productivity is: **£65,653**
up 27% from 2009

Forecast productivity in 2029: **£80,774**
up 23% from 2019

Productivity across **all sectors** is: **£50,368**
up 13% from 2009

Productivity across **all sectors** is: **£57,747**
up 15% from 2019

Employment



Top Employing Regions 2019³

Edinburgh, East and Midlothian
20,000 jobs

Glasgow
15,900 jobs

West Lothian
6,900 jobs

All Other Regions
32,000 jobs

Scotland Total⁴ Jobs in 2019
74,800 jobs
2029: up by 3% to 76,700

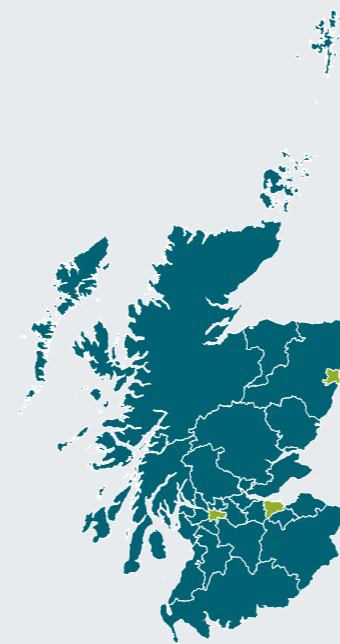
Gender split⁵

42,900 Female / 146,600 Male

Ethnicity

9,800 Ethnic Minority / 179,800 White

Vacancies^{6,7}



Vacancies 2018

Glasgow City
1,481 vacancies
accounting for 38%

City of Edinburgh
999 vacancies
accounting for 26%

Aberdeen City
265 vacancies
accounting for 7%



Programmers and Software Development Professionals
376 vacancies
accounting for 10%



Sales Related Occupations
356 vacancies
accounting for 9%



Customer Service Occupations
344 vacancies
accounting for 9%

Total vacancies in **Digital Technologies**:
3,874 vacancies



Salary 2018

Median real-time advertised salary in **Digital Technologies**:
£24,900



Gender Pay-Gap⁸

18.7%

Scotland: 5.7%

¹ Forecasts by Oxford Economics (unless otherwise stated).
² GVA is the measure of the value of goods and services produced within the economy. GVA in constant 2016 prices.
³ Measured by total number of jobs.

⁴ Please note that 2019 is a forecast figure.
⁵ Source: Annual Population Survey (APS) April 2018–March 2019. This dataset is different to Oxford Economics and may not sum to reflect the Scotland total above. Due to data availability the sectoral definitions vary from those we have used elsewhere in this

infographic. E.g. for Engineering we have used 'Manufacturing' and therefore figures may not sum to Scotland's total.
⁶ Source: Burning Glass Technologies Jan 2018 - Dec 2018 (based on calendar year). <http://www.burning-glass.com>.

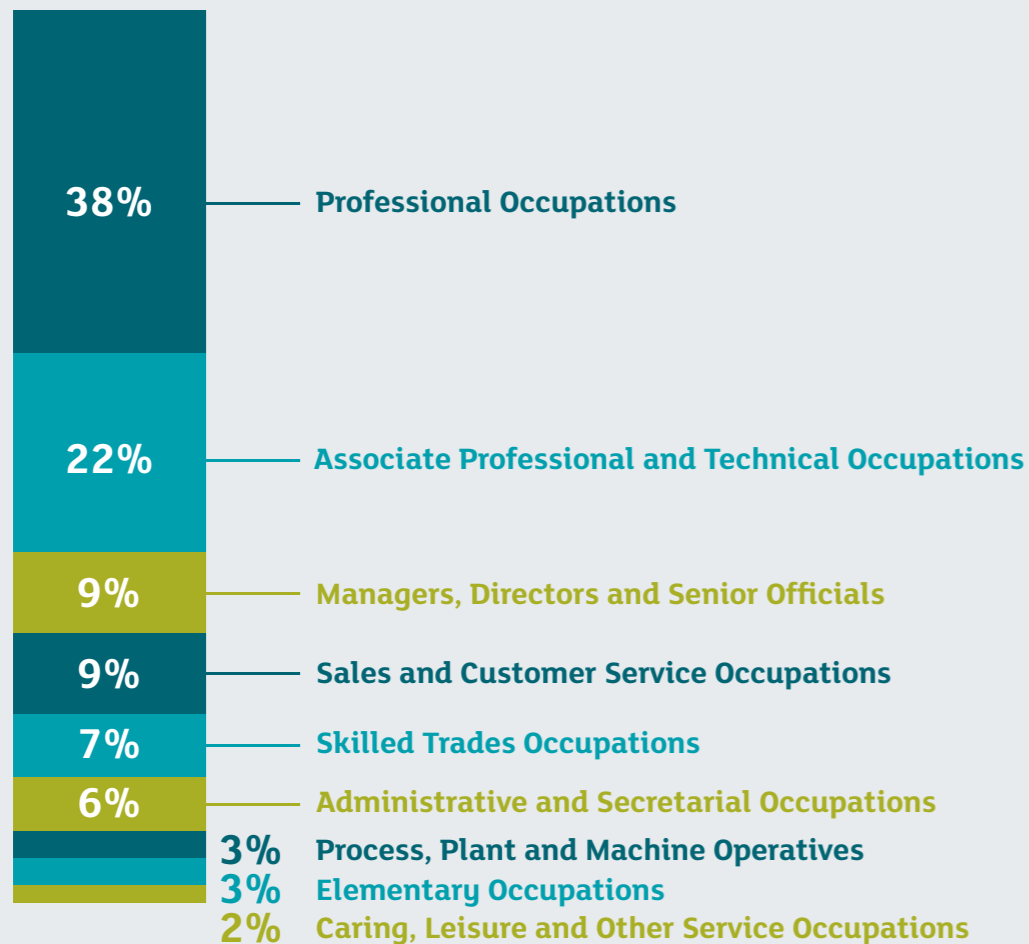
⁷ Burning Glass technologies gather insight on vacancies from online job postings and websites.
⁸ Source: ONS 2018, based on the Annual Survey of Hours and Earnings based on full-time employee jobs.

Future Job Openings

From 2019 to 2029 there will be a requirement for:



Future Job Openings by Occupation from 2019 to 2029



⁹ Expansion demand is the measure of an increase/decrease in jobs, as a result of economic growth or contraction; replacement demand is the number of job openings generated through labour market churn (i.e. those who retire, move away, or change jobs). N.B. Some figures may not sum due to rounding.

¹⁰ Due to the way the Employer Skills Survey collects and reports data, the sectoral definitions vary from those we have used elsewhere in this infographic. To define the Digital Technologies sector, we have used 'Information and Communication'.

¹¹ Base: All establishments with vacancies (only 2017 shown). Skill-shortage vacancies as a proportion of all vacancies. This may be due to a lack of skills, qualifications or experience amongst applicants. ¹² Base: All establishments (only 2017 shown). Skills gaps: the proportion of the workforce lacking full proficiency.

¹³ Insight provided by the Key Sector Managers who work closely with industry experts and employers. Data here refers to occupations rather than industries and therefore may contrast with data elsewhere in the infographic.

Skills Shortage Vacancies and Gaps¹⁰

Skills Shortage Vacancies¹¹

Density of Skills Shortage vacancies in Digital Technologies:
8%



Scotland: 24%

Skills Gaps¹²

Density of Skills Gaps in Digital Technologies:
2%



Scotland: 5%

Occupational Insight¹³

Digital isn't just about a sector – digital transformation is impacting upon all business and driving a demand for technology skills.



There are **100,000 technology professionals** employed across all sectors.



£36,900 is the median salary of technology professionals.



11% of employees in the technology sector are aged between 16 and 24.



23.4% of people in technology jobs are women.