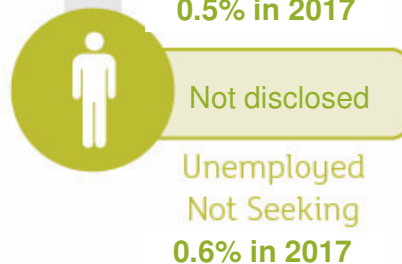

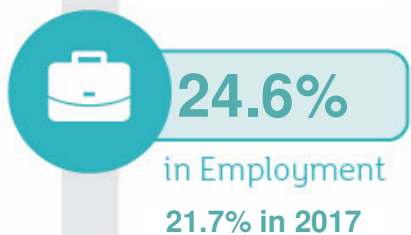
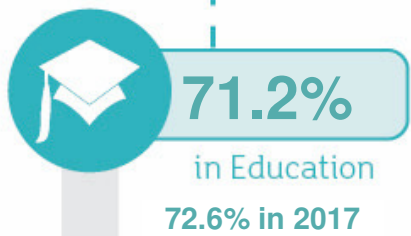
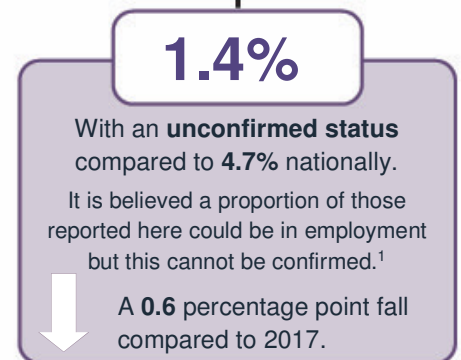
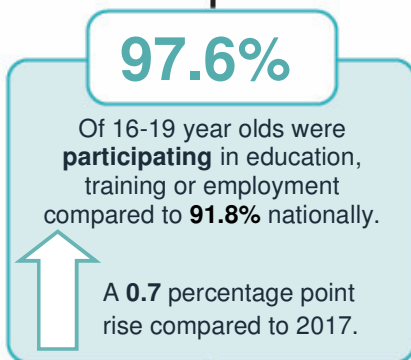


2018 Annual Participation Measure Report

Summary for Comhairle nan Eilean Siar



i The annual participation measure takes account of the status for all 16-19 year olds from 1st April 2017 to 31st March 2018. All statuses are combined to calculate the participation headline classification and the status grouping displayed.

(Percentages may not total due to rounding)

¹ Skills Development Scotland continues to work with the Scottish Government and HMRC to make progress in obtaining employment related data made possible through provisions within the Digital Economy (Act) 2017. Information sharing will improve service delivery and further enhance the annual participation measure. This should bring benefits in reducing the number of unconfirmed statuses. The parties are in the process of carrying out a Proof of Concept with HMRC to test whether accessing tax data will enhance the coverage of young people who are in employment and bring about these benefits.

2018 Annual Participation Measure Report

Summary for Comhairle nan Eilean Siar

This report marks the fourth release of statistics on the participation of 16-19 year olds at a national and local authority level, and is the third year using the current Annual Participation Measure reporting methodology. The annual methodology takes account of all statuses for 16-19 year olds in Scotland over one calendar year (1st April – 31st March). For each of the 211,255 individuals included within the annual measure cohort, the headline participation classification (participating, not participating and unconfirmed) is based on the classification within which each individual spent the greatest number of days.

Since August 2017, the Annual Participation Measure has been the source of the National Performance Framework indicator, “**increase the proportion of young people in learning, training or work**”.

The full annual participation measure 2018 report and accompanying supplementary tables are available in the [participation measure statistics page](#) of the Skills Development Scotland website.

The summary below provides a comparison between the 2018 and 2017 local authority results along with the 2018 results for Scotland.

The proportion of 16-19 year olds participating for Comhairle nan Eilean Siar was 97.6%, a 0.7 percentage point rise from 2017 (96.9%) and 5.8pp higher than the national rate (91.8%).

	<u>Scotland</u>
— The annual participation rate for 16 year olds is suppressed as it is disclosive.	98.9%
— The annual participation rate for 17 year olds is suppressed as it is disclosive.	94.6%
↓ 18 year olds the rate was 96.4%, a 0.2 percentage point fall from 2017 (96.6%).	89.9%
↑ 19 year olds the rate was 95.1%, a 4.0 percentage point rise from 2017 (92.1%).	84.5%

The proportion of 16-19 year olds not participating for Comhairle nan Eilean Siar was 1.0%, a -0.1 percentage point fall from 2017 (1.1%) and 2.4pp lower than the national rate (3.4%).

		<u>Scotland</u>
The annual non-participation rate for 16,17 and 19 year old age groups has been suppressed as it is disclosive.	16	0.9%
	17	3.6%
— 18 year olds the rate was 96.4%, the 2017 rate was not disclosed.	18	4.9%
	19	4.2%

The proportion of 16-19 year olds reported as unconfirmed for Comhairle nan Eilean Siar was 1.4%, a -0.6 percentage point fall from 2017 (2.0%) and 3.3pp lower than the national rate (4.7%).

		<u>Scotland</u>
The annual unconfirmed rate for 16,17 and 19 year old age groups has been suppressed as it is disclosive	16	0.2%
	17	1.8%
— 18 year olds the rate was 1.2%, the 2017 rate was not disclosed.	18	5.1%
	19	11.3%