

Character dice

Instructions

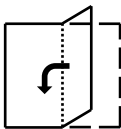
To create the Meta Skills Land character dice, follow the steps below:




1. Using scissors cut out the template along the bold lines



2. Fold along the dotted lines to form the faces and glue tabs



3. Apply glue to the shaded areas and firmly press these in place




4. Your dice is now complete and ready for you to use



Character dice

Instructions


To create the Meta Skills Land character dice, follow the steps below:



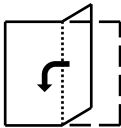
1. Using scissors cut out the template along the bold lines



3. Apply glue to the shaded areas and firmly press these in place



2. Fold along the dotted lines to form the faces and glue tabs



4. Your dice is now complete and ready for you to use

