

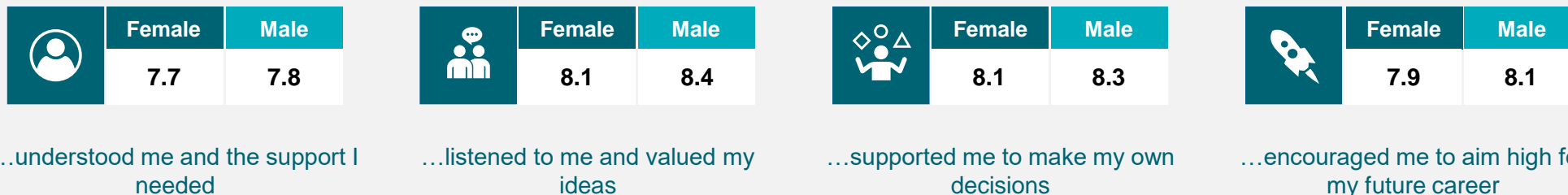
Pupil Voice Research 2023

Gender

The 2023 Pupil Voice research gathered feedback from S4-S6 pupils (aged 16+) on the CIAG services available to them. Males were slightly more positive about the careers services they received than females – although not to a great extent. There were gender differences in influencers, with males being more likely to say that the need to earn money drives their career choices.

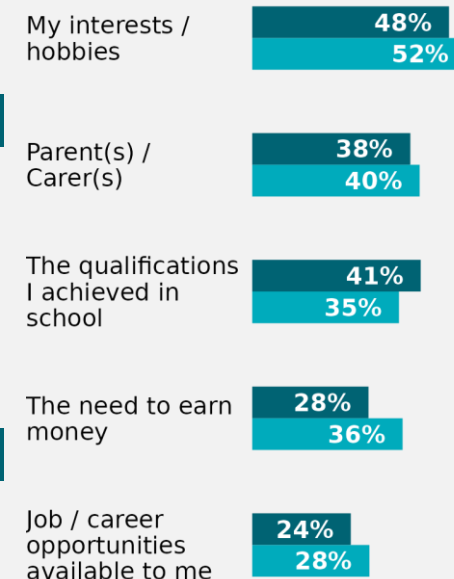
Responses received	
Female	4648
Male	3670

Views on one-to-one support. My Careers Adviser... (average agreement score out of 10)

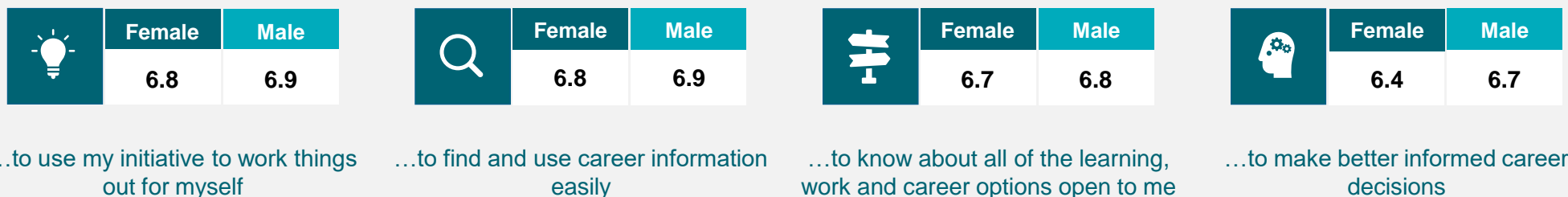


Key Influences on career aspirations

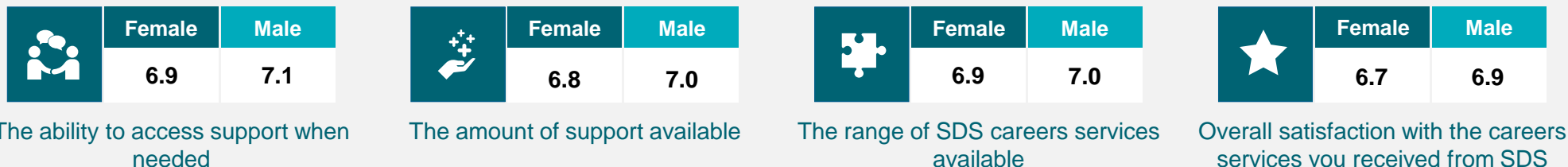
Select up to five (%)



How effective have SDS career services been in helping you... (average effectiveness score out of 10)



Satisfaction with SDS career services (average satisfaction score out of ten)



Female Male

Respondents were asked to rate questions on a 1-10 scale. Results are weighted to represent the population as a whole. SDS's Evaluation & Research Team conducted fieldwork over a 6-week period in June/July 2023. A total of 8,699 young people responded to the research. Please note that the categories used in the five key influencers bar chart are based on the average of the groups being compared.

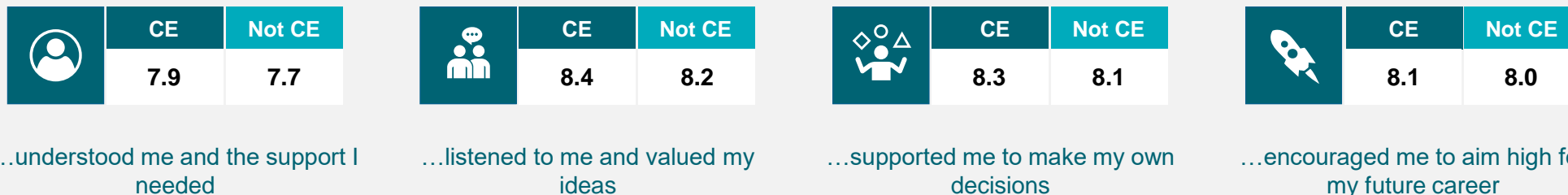
Pupil Voice Research 2023

Care Experienced (CE)

The 2023 Pupil Voice research gathered feedback from S4-S6 pupils (aged 16+) on the CIAG services available to them. CE young people were much more positive about their experiences of the careers service than those who were not CE. In terms of the key influences on career choice, CE young people are highly influenced by their interests/hobbies and the need to earn money.

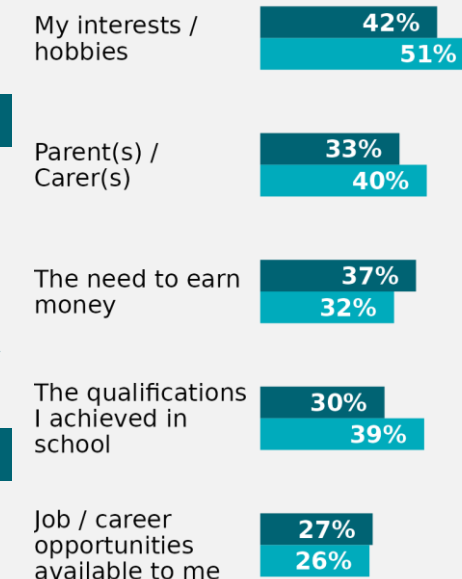
Responses received	
CE	537
Not CE	7980

Views on one-to-one support. My Careers Adviser... (average agreement score out of 10)

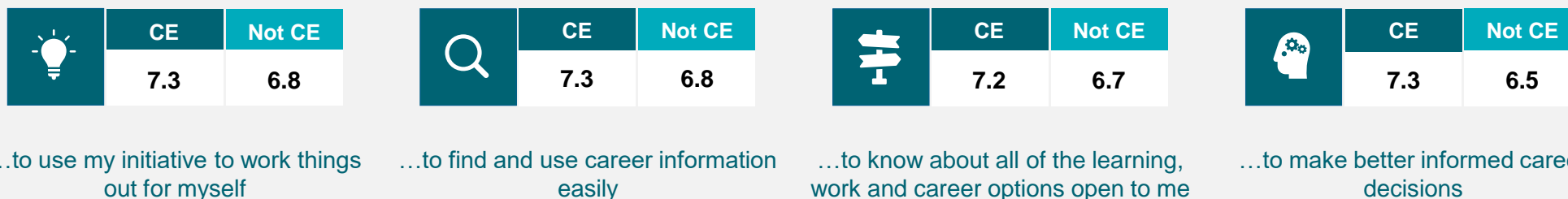


Key Influences on career aspirations

Select up to five (%)



How effective have SDS career services been in helping you... (average effectiveness score out of 10)



Satisfaction with SDS career services (average satisfaction score out of ten)



■ CE ■ Not CE

Respondents were asked to rate questions on a 1-10 scale. Results are weighted to represent the population as a whole. SDS's Evaluation & Research Team conducted fieldwork over a 6-week period in June/July 2023. A total of 8,699 young people responded to the research. Please note that the categories used in the five key influencers bar chart are based on the average of the groups being compared.

Pupil Voice Research 2023

Additional Support Needs (ASN)

The 2023 Pupil Voice research gathered feedback from S4-S6 pupils (aged 16+) on the CIAG services available to them. There was very little difference in views of the careers service between young people with and without an additional support need. In terms of the key influences on career choice, those with an additional support need are highly influenced by their interests/hobbies and parents/carers.

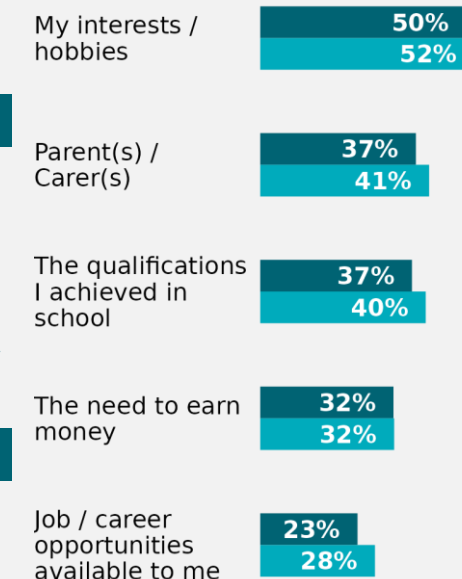
Responses received	
ASN	2362
No ASN	3076

Views on one-to-one support. My Careers Adviser... (average agreement score out of 10)

	ASN	No ASN		ASN	No ASN		ASN	No ASN
	7.9	7.8		8.3	8.3		8.2	8.2
...understood me and the support I needed			...listened to me and valued my ideas			...supported me to make my own decisions		
							8.1	8.1
						...encouraged me to aim high for my future career		

Key Influences on career aspirations

Select up to five (%)



How effective have SDS career services been in helping you... (average effectiveness score out of 10)

	ASN	No ASN		ASN	No ASN		ASN	No ASN
	6.8	6.8		6.8	6.8		6.8	6.7
...to use my initiative to work things out for myself			...to find and use career information easily			...to know about all of the learning, work and career options open to me		
							6.7	6.5
						...to make better informed career decisions		

Satisfaction with SDS career services (average satisfaction score out of ten)

	ASN	No ASN		ASN	No ASN		ASN	No ASN
	7.0	7.1		7.0	6.9		7.0	7.0
The ability to access support when needed			The amount of support available			The range of SDS careers services available		
							6.9	6.8
						Overall satisfaction with the careers services you received from SDS		

■ ASN ■ No ASN

Respondents were asked to rate questions on a 1-10 scale. Results are weighted to represent the population as a whole. SDS's Evaluation & Research Team conducted fieldwork over a 6-week period in June/July 2023. A total of 8,699 young people responded to the research. Please note that the categories used in the five key influencers bar chart are based on the average of the groups being compared.

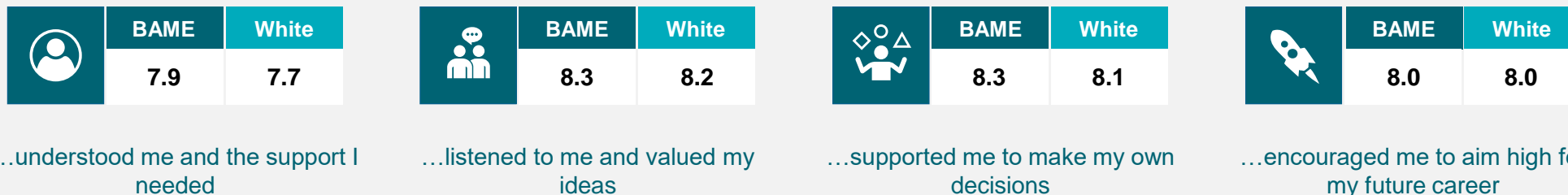
Pupil Voice Research 2023

Ethnicity

The 2023 Pupil Voice research gathered feedback from S4-S6 pupils (aged 16+) on the CIAG services available to them. Overall, BAME young people were slightly more positive about the careers services they received than white young people – although not to a great extent. In terms of key influences, BAME young people are highly influenced by their interests/hobbies and parents/carers.

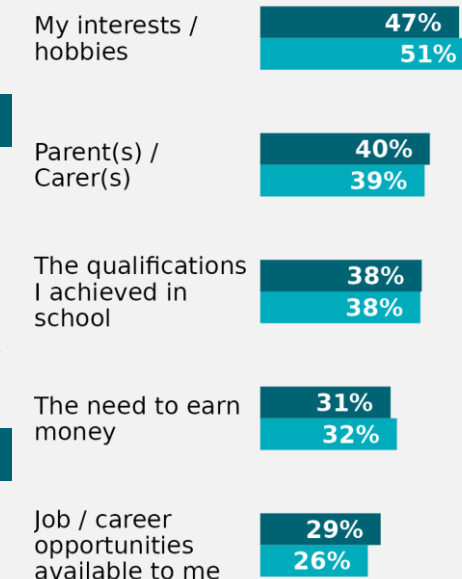
Responses received	
BAME	1153
White	7450

Views on one-to-one support. My Careers Adviser... (average agreement score out of 10)



Key Influences on career aspirations

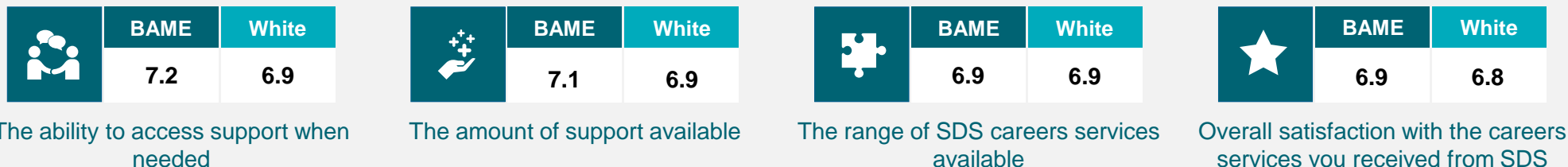
Select up to five (%)




How effective have SDS career services been in helping you... (average effectiveness score out of 10)



Satisfaction with SDS career services (average satisfaction score out of ten)



 BAME  White

Respondents were asked to rate questions on a 1-10 scale. Results are weighted to represent the population as a whole. SDS's Evaluation & Research Team conducted fieldwork over a 6-week period in June/July 2023. A total of 8,699 young people responded to the research. Please note that the categories used in the five key influencers bar chart are based on the average of the groups being compared.

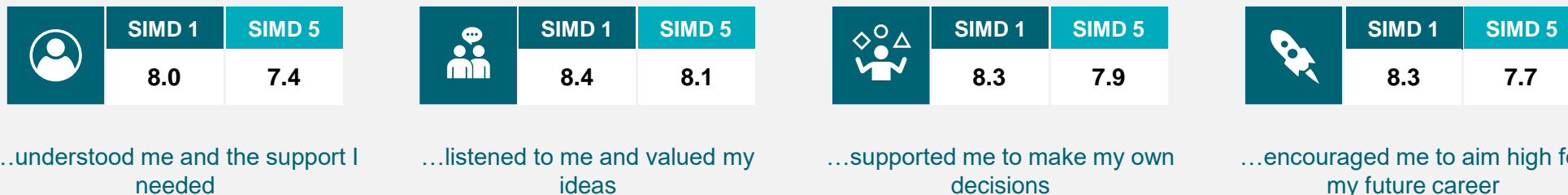
Pupil Voice Research 2023

Scottish Index of Multiple Deprivation (SIMD)

The 2023 Pupil Voice research gathered feedback from S4-S6 pupils (aged 16+) on the CIAG services available to them. Young people living in the most deprived areas (SIMD 1) were much more positive about the careers services they received than those living in the least deprived areas (SIMD 5). They were also more likely to say that the need to earn money influenced their careers aspirations.

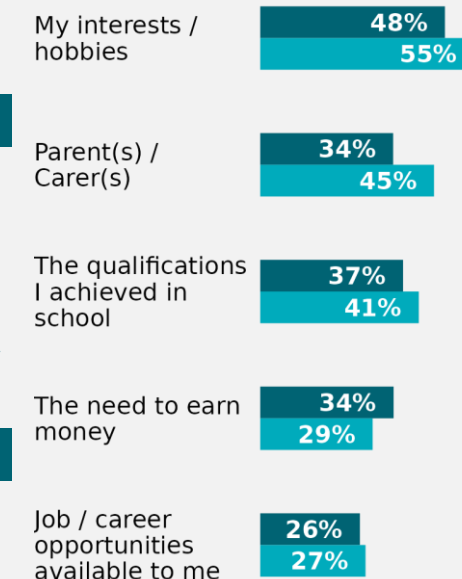
Responses received	
SIMD 1	2120
SIMD 5	1504

Views on one-to-one support. My Careers Adviser... (average agreement score out of 10)

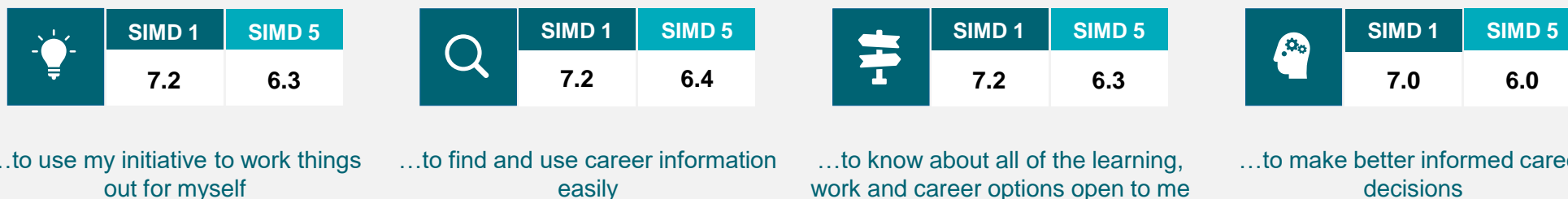


Key Influences on career aspirations

Select up to five (%)



How effective have SDS career services been in helping you... (average effectiveness score out of 10)



Satisfaction with SDS career services (average satisfaction score out of ten)



■ SIMD 1 ■ SIMD 5

Respondents were asked to rate questions on a 1-10 scale. Results are weighted to represent the population as a whole. SDS's Evaluation & Research Team conducted fieldwork over a 6-week period in June/July 2023. A total of 8,699 young people responded to the research. Please note that the categories used in the five key influencers bar chart are based on the average of the groups being compared.

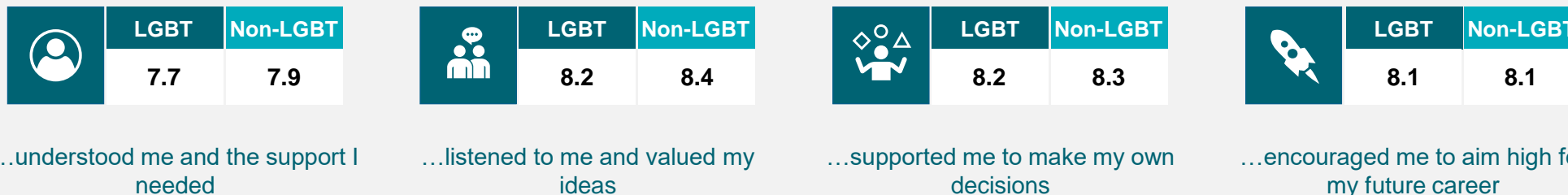
Pupil Voice Research 2023

Lesbian, Gay, Bisexual, Transgender (LGBT)

The 2023 Pupil Voice research gathered feedback from S4-S6 pupils (aged 16+) on the CIAG services available to them. Overall, LGBT young people were slightly less positive about the careers services they received than non-LGBT young people – although not to a great extent. LGBT young people are much more likely to say that their interests/hobbies influence their career goals.

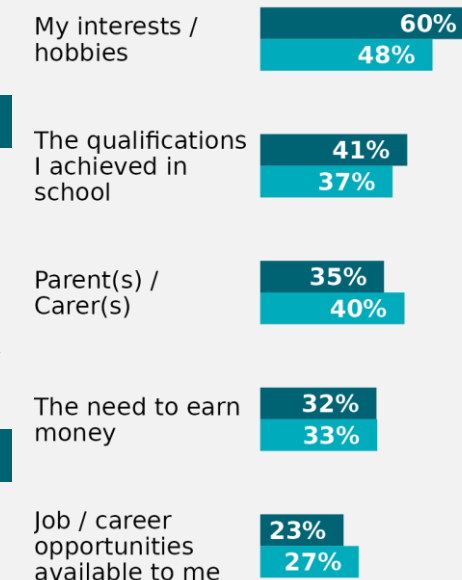
Responses received	
LGBT	1348
Non-LGBT	4407

Views on one-to-one support. My Careers Adviser... (average agreement score out of 10)



Key Influences on career aspirations

Select up to five (%)



How effective have SDS career services been in helping you... (average effectiveness score out of 10)



Satisfaction with SDS career services (average satisfaction score out of ten)



LGBT Non-LGBT

Respondents were asked to rate questions on a 1-10 scale. Results are weighted to represent the population as a whole. SDS's Evaluation & Research Team conducted fieldwork over a 6-week period in June/July 2023. A total of 8,699 young people responded to the research. Please note that the categories used in the five key influencers bar chart are based on the average of the groups being compared.